LED SOLAR LIGHT STREETLIGHT RANGE

madloc lighting

PRODUCT DETAILS

3 year WARRANTY

IP65

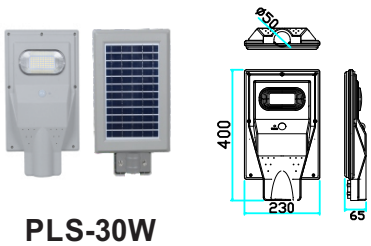

PLS-30W

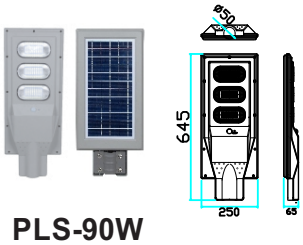

PLS-90W

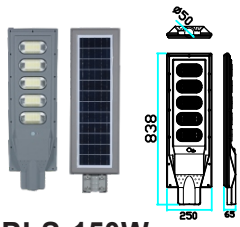

PLS-150W

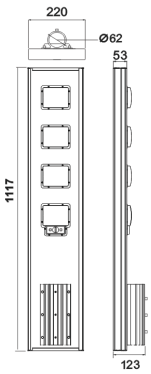

PLS-240W

Key Features

- LED Solar Street light
- No AC power cables required
- Polycrystalline Solar panel
- Lithium battery
- Motion sensor, dims down to 30% lumen output when there is no movement detected.
- Build-in dusk to dawn sensor

RoHS COMPLIANT

CE

SAA APPROVALS

PACKING DETAILS:

Product: **MADPLS-30W** **MADPLS-150W** **MADPLS-90W** **MADPLS-240W**

Net Weight: 1.50 / 2.60 / 4.20 / 5.30kg

Outer ctn size: 490*375*255mm 860*305*275mm 665*375*275mm 1270*325*275mm

Q'ty per ctn: 10 / 5 / 4 / 3 pcs

G.W per ctn: 16.50 / 15.00 / 19.00 /19.00 kg

MODEL NUMBER	Watts	Materials	LED CHIPS	LED Q'ty (pcs)	LUMENS	CCT	Solar Panel	Battery	Charging Time	Discharging Time	CRI	DIMMABLE	Warranty
MADPLS-30W	30W	ABS	SMD5730	60	3000lm	5K	6V 7W	12000mAh	6-8 Hours	10-12 Hours	> 80	Yes	3 year
MADPLS-90W	90W	ABS	SMD5730	180	9000lm	5K	6V 11.5W	24000mAh	6-8 Hours	10-12 Hours	> 80	Yes	3 year
MADPLS-150W	150W	ABS	SMD5730	300	15000lm	5K	6V 22W	36000mAh	6-8 Hours	12-14 Hours	> 80	Yes	3 year
MADPLS-240W	240W	Aluminum	SMD5730	432	24000lm	6K	10V 39W	42000mAh	6-8 Hours	12-14 Hours	> 80	Yes	3 year
MADPLS-RC	Remote controller for LED solar street light and batten light												



This bracket will come with the solar street light.

This bracket can be installed on the wall or any pole with the diameter 45mm to 100mm.

End A connect to the light. End B connect to the wall or the pole and End C connect to the back of the pole.

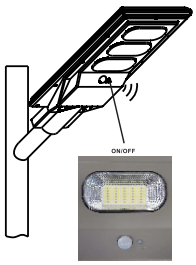

MOTION SENSOR INSTRUCTION

1. Press the ON/OFF button once. The light flashes once and works at motion sensor mode, standby 30% light output if no motion after dusk.
2. Press the ON/OFF button again. The light flashes twice and works at constant 100% brightness mode after dusk.
3. Hold down the ON/OFF button to turn o ffthe light.

MADPLS-RC

REMOTE CONTROLLER INSTRUCTION

Mode button:

Mode 1: Motion sensor mode, starts with 100% lumen output then standby 30% lumen output if no motion after dusk.

Mode 2: Constant 100% brightness after dusk.

4H & 6H button: Hours lasting for Mode 1 or Mode 2, then turns off.

ON button: The light is on with mode 1.

OFF button: The light turns off.

Madloc Lighting P:0249 668 699 E: sales@nickwebbagencies.com.au